



**Audette**



# Bootstrapping with Volttron

---

Nigel David, SES Consulting  
[nigel@sesconsulting.com](mailto:nigel@sesconsulting.com)

August 21, 2018

---

## The Team

- Agile/SCRUM methods
- Two full-time devs
- Product Owner
- Me



A group of six people, three men and three women, are riding bicycles on a city street. They are wearing helmets and casual clothing. The background shows a city street with cars and buildings. The text is overlaid on the lower left portion of the image.

**OUR MISSION:  
TO FIGHT GLOBAL WARMING  
BY REDUCING ENERGY USE IN BUILDINGS**

A laptop screen is shown in a dark, dimly lit environment. The screen displays a line graph with a blue line and a green line, both showing an upward trend. A globe is visible in the background of the screen. The text 'Making Building Data Actionable for Global GHG Impact' is overlaid in large, white, bold font. The laptop keyboard is partially visible at the bottom of the frame.

# Making Building Data Actionable for Global GHG Impact

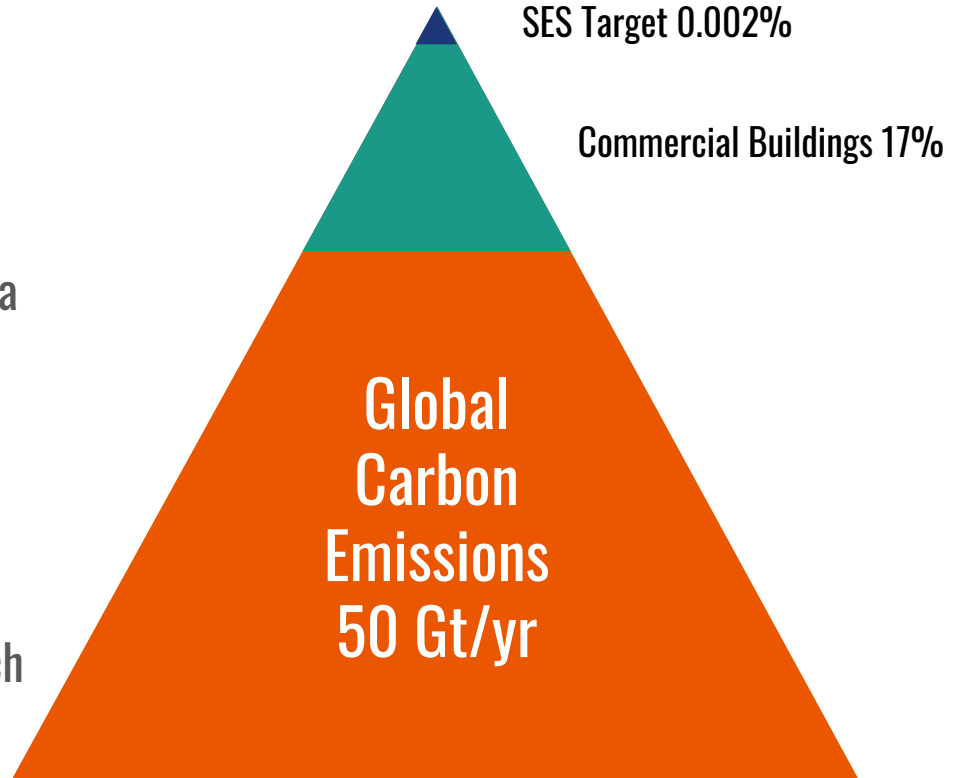


## The Problem

Global GHG emissions reductions are a collective challenge.

Current tools inhibit scaling and collaboration.

Industry lacks a standardized approach

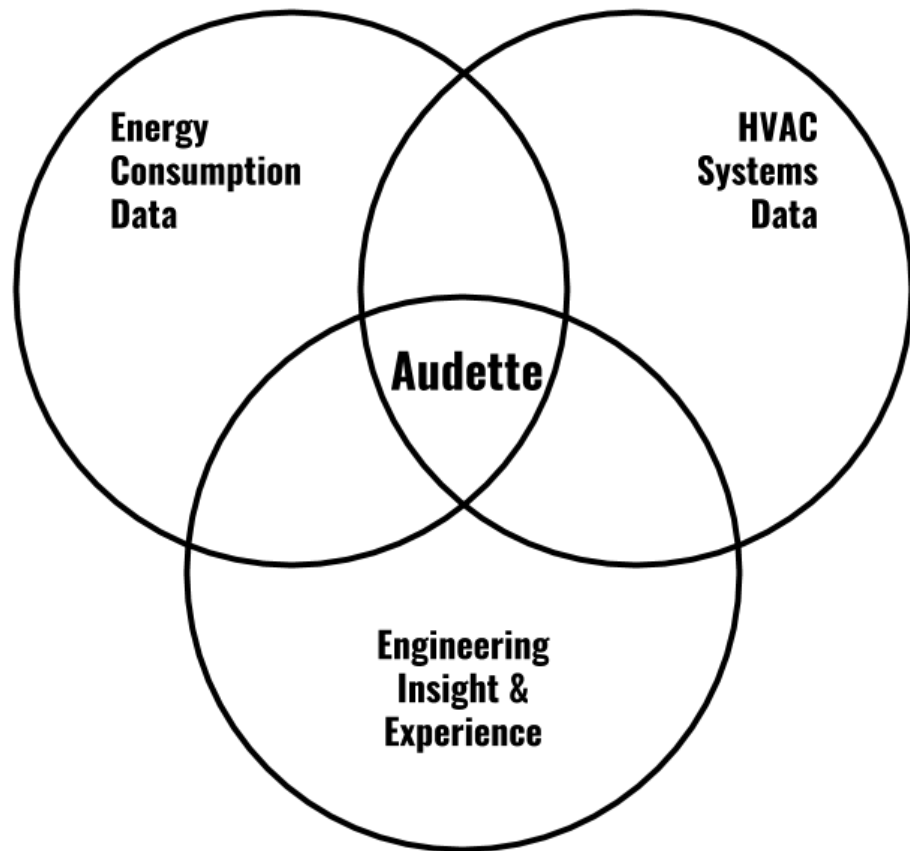


# The Solution

Scale our Impact!

Standardize our Approach

Empower the Industry with  
our Knowledge





# How it works

## Freemium EMIS



A Free EMIS tier will  
Democratize Energy  
Management

## Building Systems Trending

Access to Building Systems  
Trends Allow Access to Real  
Operational Efficiencies

## Real Project Recommendations

Leverage Experience and  
Machine Learning to  
Recommend and Track Real  
Projects



# Volttron Difference

- **Extensibility**
  - **Security**
  - **Developer Community**
- 





# Milestones

## Test Deployment

NSERC Research Grant for Machine Learning

## 5 Sites

Real World Deployment at 5 Sites.  
Development of Web App Begins.

## Release 1

Energy Monitoring Dashboards,  
Benchmarking

**FY17**

Q1

Q2

Q3

Q4

**FY18**

Q1

Q2

Q3

Q4

**FY19**

Q1

Q2

Q3

Q4

## Visualization

Deployed on Cloud Server.  
Development Begins on  
Visualization Tools

## Beta Release

Product Released to SES  
Engineers for Testing.

## Release 2

Equipment Energy Metering,  
Project Tracking

Thank you,  
from Canada!